

Learning Management System

Table of Contents

03

Our Service

07

Software Features

13

Our Clients



Our Services



Our Services

BDO Academy



▶ BUSINESS TRAININGS

Financial, Business, and Technology trainings for creating competitive workforce.



▶ LEARNING MANAGEMENT SYSTEM

The LMS system is a worldwide electronic platform that, when localized in your organization, will meet training demands with less costs and time resources regardless of geographical location.



▶ E-Course Creation

Creating customized, personalized courses on LMS platforms to increase employee engagement and productivity.

Our Services

Learning Management System

Organizations around the world face challenges in employee learning and development. Investing in staff skills is the key to success for any business strategy. Creating a proper curriculum helps organizations maintain a competitive advantage and meet their business goals. However, planning and implementing the most up-to-date and adaptable training program is not a simple process. BDO's learning and development direction will help you effectively grow your team, educate each employee and equip them with the skills and information required to execute the organization's strategy and plans.

Our services enable you to focus on core business needs while using fewer cost and time resources for training needs, regardless of geographic location, while we complete your company's training and development tasks.



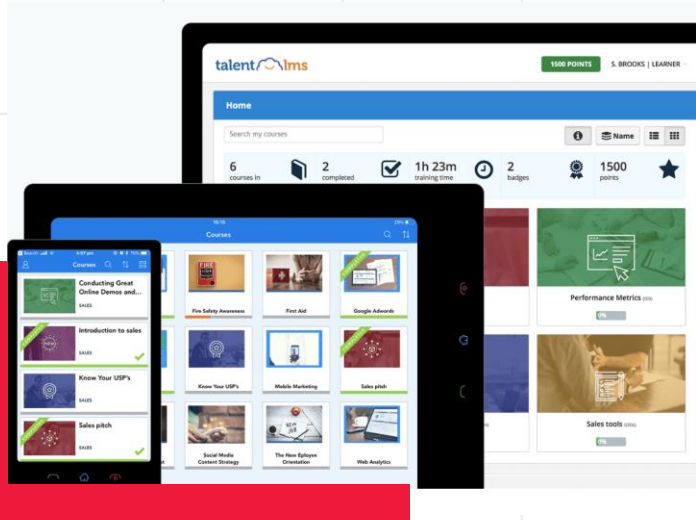
Maia Khachidze

Partner

Head of Business Advisory

Our Services

Learning Management System



The LMS system we offer is a modern electronic TalentLMS platform that allows you to:

- ▶ Create and deliver e-courses to your employees
- ▶ Manage the entire training and communication process online and receive reports on employee performance or progress
- ▶ Categorize training materials and tailor them to staff groups
- ▶ Share internal company guidelines, policies, and other documents with employees
- ▶ Simplify the onboarding process for new employees in the organization
- ▶ Employees can improve their qualifications and receive relevant certificates of knowledge from any place with and on any device.

* In addition to the mentioned software support, we also offer the service of creating electronic courses.

Software Features

Software Features

Build

▶ Create courses easily

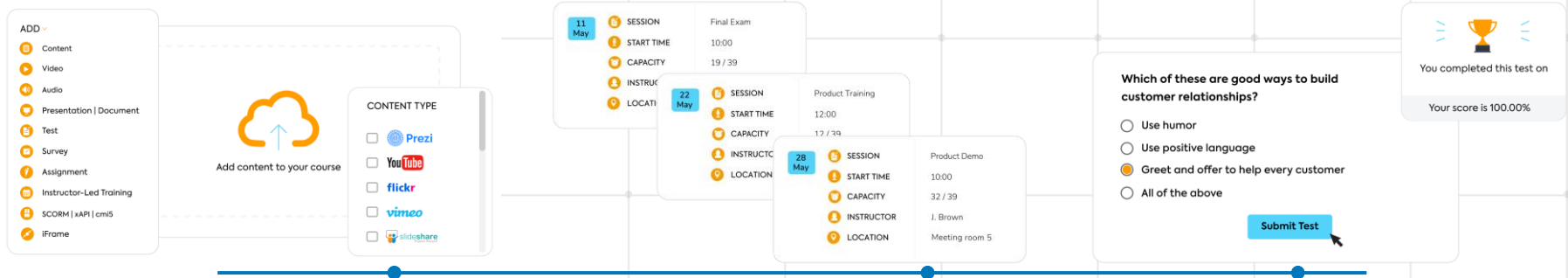
Drag and drop to add all types of media to your course - like videos, presentations, and docs. Build courses from scratch, or reuse content you've already created. Upload SCORM, xAPI, or cmi5 files for even more interactivity.

▶ Host live sessions

Set up online or in-person training sessions easily. Invite learners to self-register and send automatic reminders for upcoming training.

▶ Add tests and quizzes

Build your own quizzes, tests, assignments, and surveys to evaluate your learners and your learning material. Create custom certificates to acknowledge the training your teams have done.



Software Features

Organize

► Keep learners on track

Set up detailed learning paths and completion rules to guide learner growth. Group related courses into categories so learners can easily find what they're looking for.

The screenshot shows a user interface for a course catalog. At the top, there is a search bar labeled "Search courses" with a grid icon. Below the search bar, there are three course cards, each with a "Get the Course" button. The first card is titled "Customer Relationships" and describes solving a customer's problem. The second is "Customer Loyalty" about handling rude customers. The third is "Effective Problem Solving" about handling difficult issues. To the right of the course cards is a "CATEGORIES" sidebar with a "More" button. The categories listed are: Compliance (3) with sub-items Cybersecurity (1), Health & Safety (1), and HIPAA (1); Customer Service (3); and General (7) with sub-items Project Management (3), Teamwork (3), and Workplace (1).

► Manage without the mess

Get learners set up and running fast. Import users in bulk, invite them to self-register, and sync accounts from other systems. Sort users into groups to instantly auto-assign courses to them.

The screenshot shows a "Permission" management interface. It includes a "Type" field set to "Manager" and a "Role" dropdown menu set to "Administrator". Below this is a list of user names: "HR Manager", "Sales Manager", "Trainer", and "Learner". To the right is a "PERMISSIONS" section for the "Administrator" role, with a list of permissions: "Users" (checked), "View" (checked), "Create" (checked), "Update" (checked), and "Delete" (unchecked). There are "Save" and "Cancel" buttons at the bottom.

The screenshot shows an "Add User" form. It has input fields for "First Name" (Mary), "Last Name" (Jones), and "Email" (mjones@talentlms.com). There is an "Upload Profile Picture" icon. Below the form is an "Add User" button. To the right, there are two options: "Import User" with an "Import" button, and "Single Sign-On (SSO)" with an "Enable SSO" button.

► Create custom roles and permissions

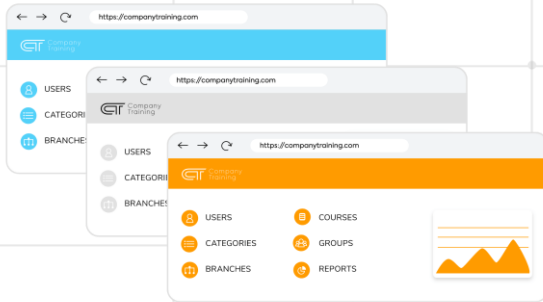
Easily fine-tune roles and permissions for different users so everyone has a role built just for them.

Software Features

Customize

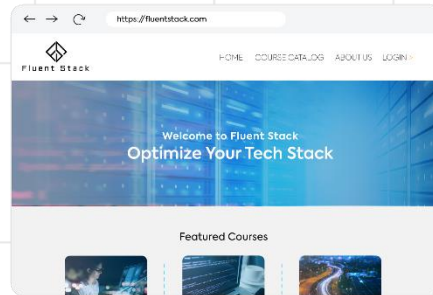
► Design every detail

Add your logo and brand colors.



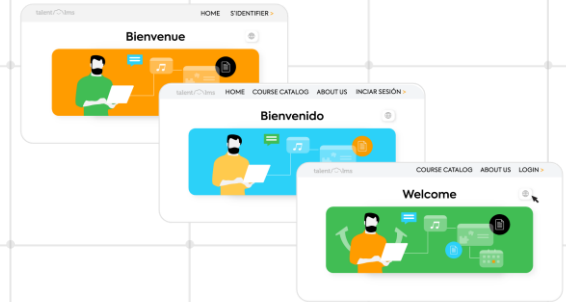
► Add a homepage

First impressions matter. Build a training homepage using your own content and visuals, and specify the pages and courses users see before logging in.



► Localize for everyone

Make learners feel at home, anywhere on earth. Set the platform to match each user's language and time zone, with support for over 30 languages.

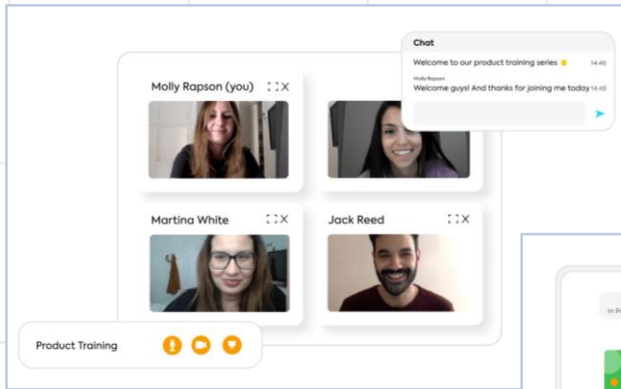


Software Features

Deliver

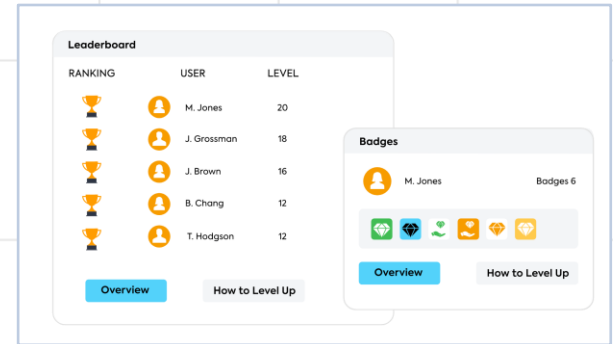
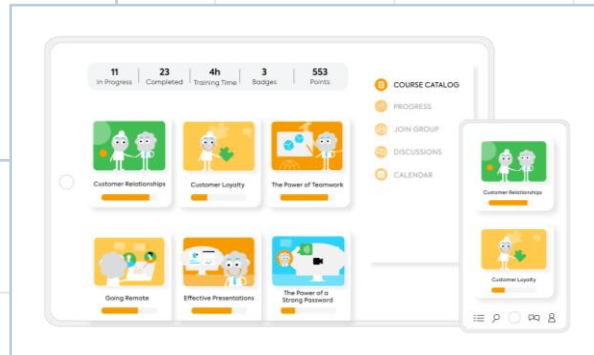
► Meet and connect

Keep learners engaged by staying in touch when you can't be face to face. Easily host video conferences, leave feedback, start discussions, send messages, and more.



► Add some fun

Hook your learners from the start. Gamify courses with badges, points, levels, leaderboards, and rewards.



► Deliver on any device

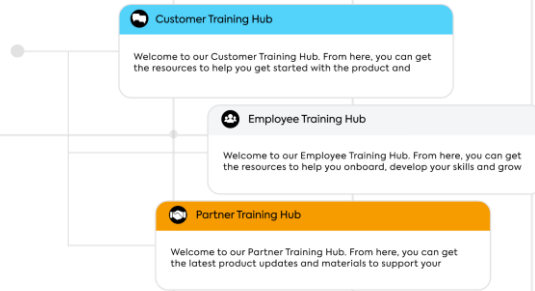
Let learners access courses from anywhere, whether a desktop, mobile, or tablet.

Software Features

Scale

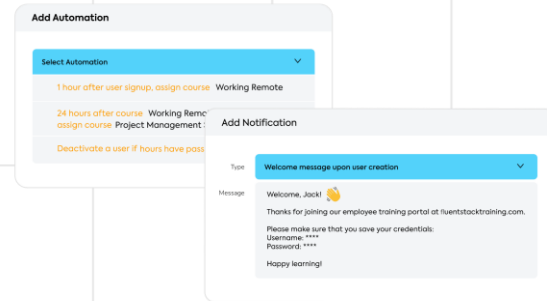
► Reach everyone with one account

Create unlimited sub-accounts to match your organization's structure and manage them all from one place.



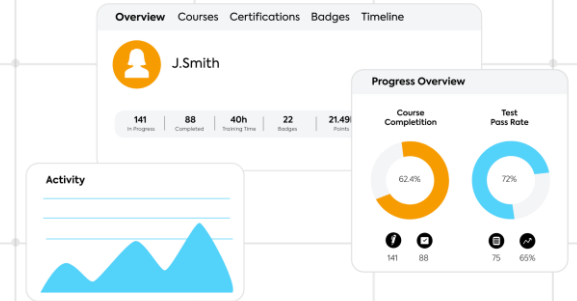
► Automate tasks

Put pesky admin tasks on autopilot. Send automatic emails, auto-assign and remove courses, set expiration dates, arrange course sequencing, deactivate inactive users, and more.



► Analyze with in-depth

Track training from every angle with real-time, scheduled, and custom reports, dynamic dashboards, training infographics, and exportable Excel sheets.





+ + + + +
BDO Academy
+ + + + +

Our Clients



Our Clients



ილი პარი
ICI PARIS



აბანკი ALTA





For more information contact us:

Mariam Chachkhiani

LMS Product Owner

 +995 551 25 00 72  Mchachkhiani@bdo.ge

LMS Team

 +995 591 04 70 87  Lms@bdo.ge

Service provision within the international BDO network of independent member firms ('the BDO network') is coordinated by Brussels Worldwide Services BVBA, a limited liability company incorporated in Belgium with its statutory seat in Brussels.

Each of BDO International Limited (the governing entity of the BDO network), Brussels Worldwide Services BVBA and the member firms is a separate legal entity and has no liability for another such entity's acts or omissions. Nothing in the arrangements or rules of the BDO network shall constitute or imply an agency relationship or a partnership between BDO International Limited, Brussels Worldwide Services BVBA and/or the member firms of the BDO network.

BDO is the brand name for the BDO network and for each of the BDO member firms.

Copyright ©2024 BDO Georgia LLC. All rights reserved.

www.bdo.ge